

Signify Classified - Internal  
Cooper Lighting Solutions Photometric Lab  
1121 Highway 74 South  
Peachtree City, GA 30269



Scaled data based on original data using  
LM-79-08 Approved Method: Electrical and Photometric Measurements of Solid-  
State Lighting Products

Test Report Prepared for  
Cooper Lighting Solutions  
(formerly Eaton)

Brand: McGRAW-EDISON

Report Number: P833217

Luminaire Tested: **TTN-D1-740-U-WQ-SG-UPL3**

Issue Date: 5/15/2024

**Test Information**

Test Method: LM-79-08  
Report Number: P833217  
REPORT IS FROM IESNA LM-79-08 TEST DATA - UPLIGHT (G3-2308-121-4) AND  
Test Lab: INNOVATION CENTER  
Issue Date: 5/15/2024  
Manufacturer: COOPER LIGHTING SOLUTIONS (FORMERLY EATON)  
Product Line: MCGRAW-EDISON  
Catalog Number: TTN-D1-740-U-WQ-SG-UPL3  
Description: TOPTIER NANO LED PARKING GARAGE LUMINAIRE WITH UPLIGHT  
4000K, 70 CRI LEDS AND WIDE DISTRIBUTION WITH SOLITE GLASS  
Light Source: -  
Ballast/Driver: -

**Summary**

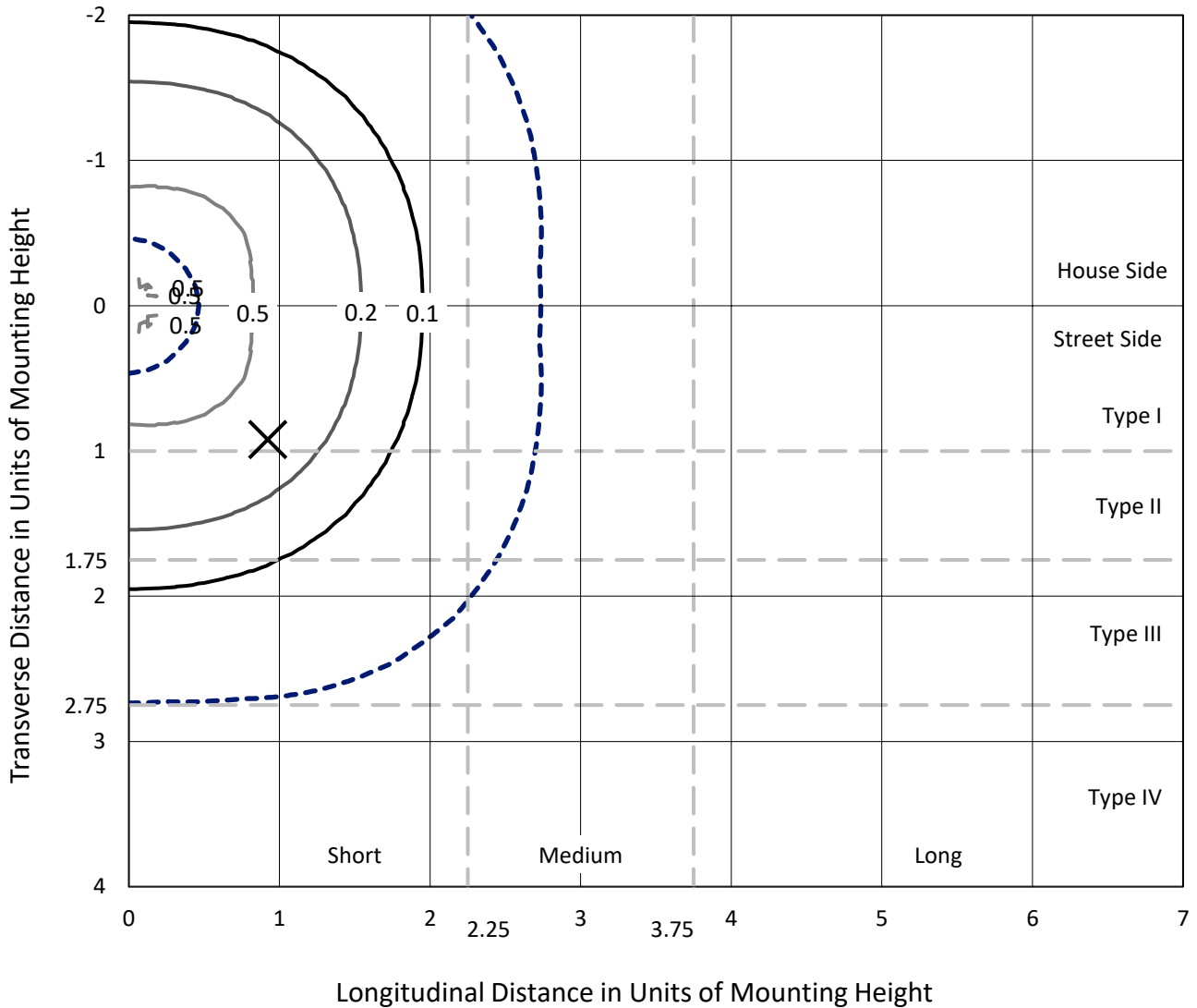
Lumens per Lamp: N/A  
Luminaire Lumens: 3941.6 lumens  
Efficiency: N/A  
Efficacy: 118.0 lumens/watt  
Luminous Opening: Vertical Cylinder (Dia: 0.71' x H: 0.1')  
IES Classification: Type V - Short  
BUG Rating: B1 - U4 - G1  
  
Input Watts (W): 33.4  
Input Voltage (V): NR  
Input Current (Ain): NR  
Voltage Rise (V): NR  
Power Factor: NR  
Total Harmonic Distortion (THDi): NR  
Frequency (hertz): 60  
Stabilization Time: NR  
Operation Time: NR  
Ambient Temperature (°C): NR  
Test Distance: 24 FT



REPORT NUMBER: P833217  
 CATALOG NUMBER: TTN-D1-740-U-WQ-SG-UPL3

### Iso-Footcandle Lines of Horizontal Illumination

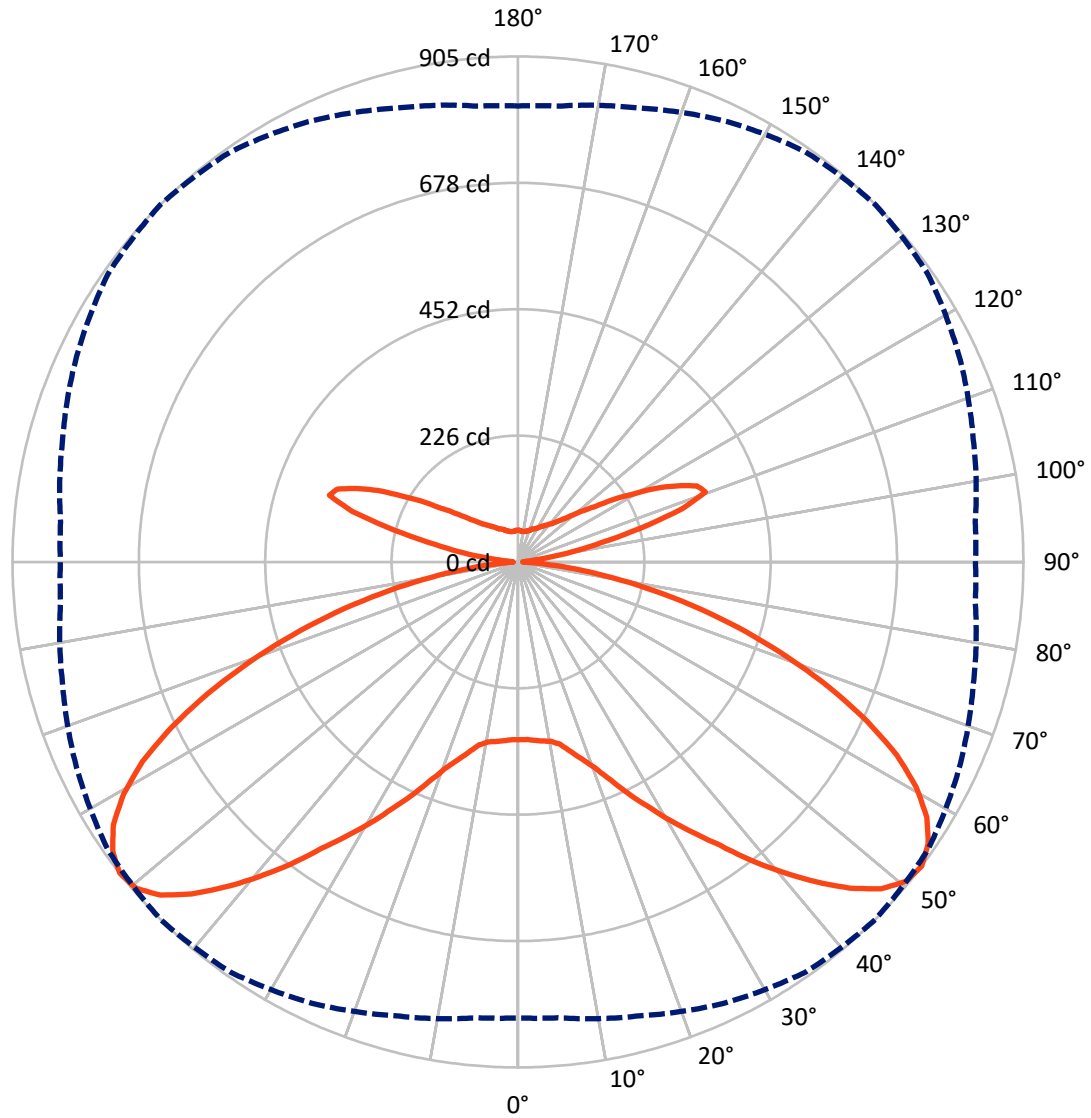
✕ Max cd  
 - - - 1/2 Max cd



Based on 25 foot mounting height. Maximum calculated value = 0.6 fc  
 Type V - Short - N/A

REPORT NUMBER: P833217  
CATALOG NUMBER: TTN-D1-740-U-WQ-SG-UPL3

### Luminous Intensity Polar Plot



— Vertical Plane Through 45-Deg Lateral      - - - Horizontal Cone Through 52.5-Deg Vertical

REPORT NUMBER: P833217  
 CATALOG NUMBER: TTN-D1-740-U-WQ-SG-UPL3

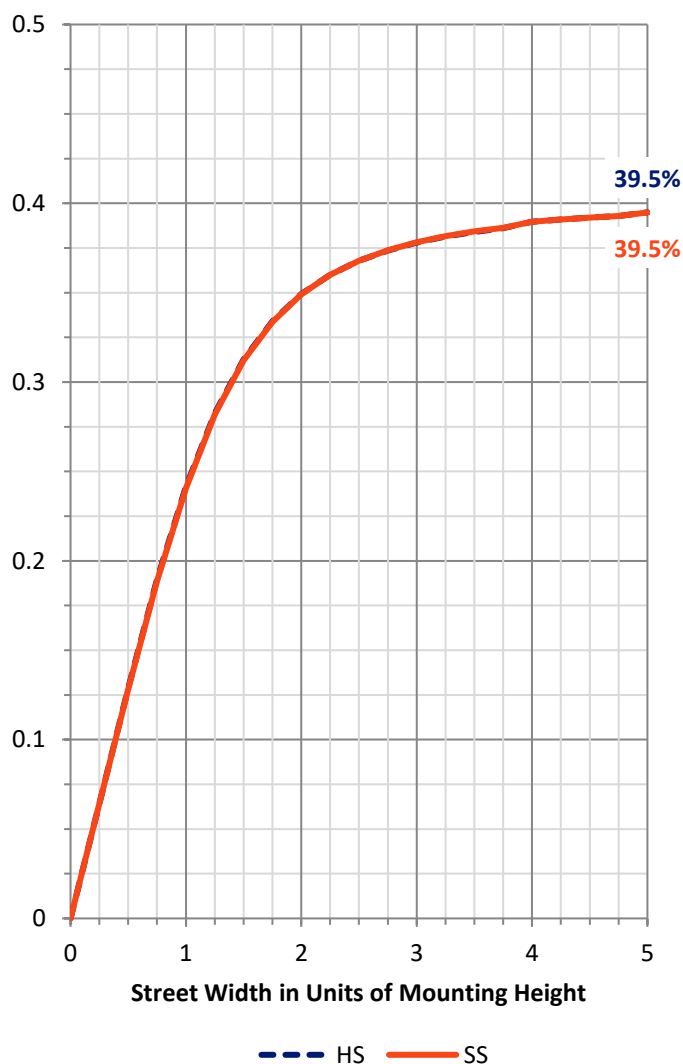
**FLUX DISTRIBUTION:**

		Downward	Upward	Total
<b>House Side</b>	Lumens	1565.0	405.8	1970.8
	% Fixture	39.7	10.3	50.0
<b>Street Side</b>	Lumens	1565.0	405.8	1970.8
	% Fixture	39.7	10.3	50.0
<b>Total</b>	Lumens	3130.1	811.5	3941.6
	% Fixture	79.4	20.6	100.0

**ZONAL LUMENS:**

Zone	Lumens	% Fixture
0°-10°	30.7	0.8
10°-20°	101.0	2.6
20°-30°	213.1	5.4
30°-40°	389.3	9.9
40°-50°	619.7	15.7
50°-60°	749.3	19.0
60°-70°	630.1	16.0
70°-80°	334.0	8.5
80°-90°	62.9	1.6
90°-100°	18.1	0.5
100°-110°	184.1	4.7
110°-120°	269.1	6.8
120°-130°	156.2	4.0
130°-140°	82.7	2.1
140°-150°	49.1	1.2
150°-160°	30.3	0.8
160°-170°	16.5	0.4
170°-180°	5.4	0.1
0°-90°	3130.1	79.4
0°-180°	3941.6	100.0

**Coefficient of Utilization**



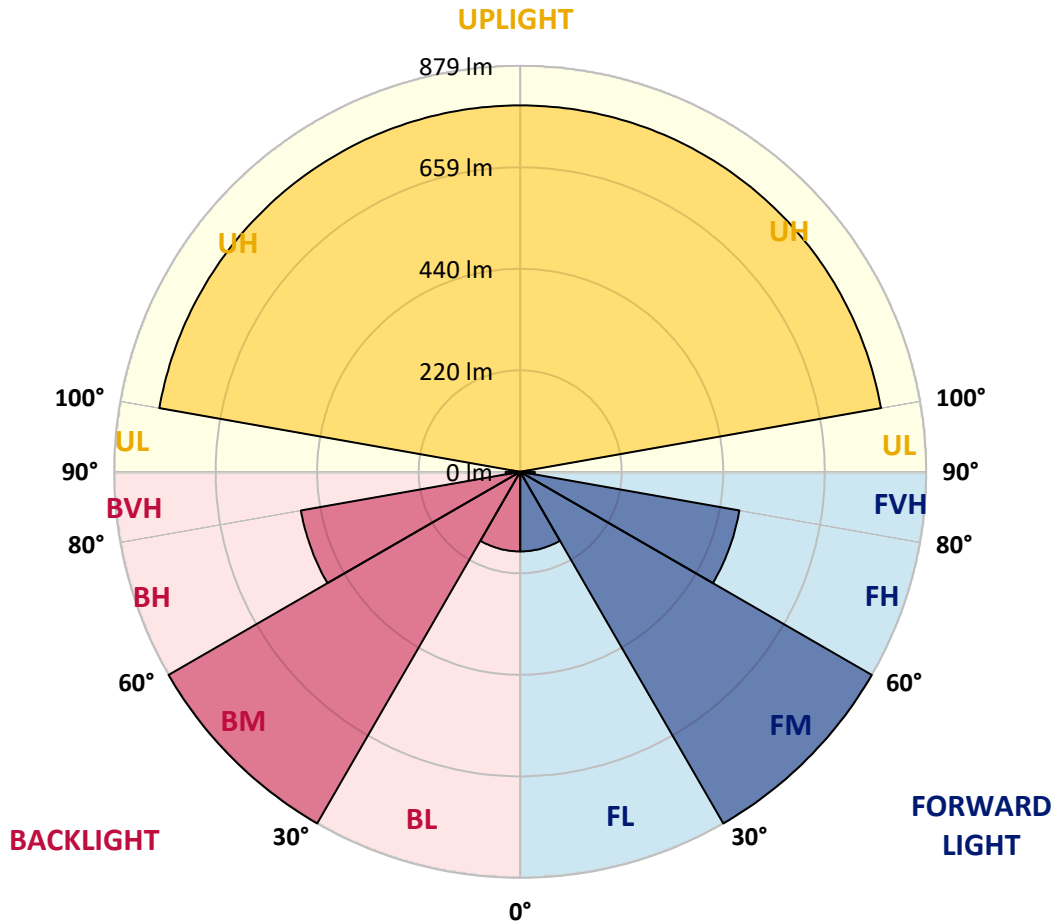
REPORT NUMBER: P833217  
 CATALOG NUMBER: TTN-D1-740-U-WQ-SG-UPL3

**LUMINAIRE CLASSIFICATION SYSTEM LUMEN TABLE AND BUG RATING:**

Zone	Lumens	% Fixture	Zone Rating/Lumen Limit		
			B	U	G
FL (0°-30°)	172.4	4.4			
FM (30°-60°)	879.2	22.3			
FH (60°-80°)	482.0	12.2			G0/660
FVH (80°-90°)	31.4	0.8			G1/100
BL (0°-30°)	172.4	4.4	B1/500		
BM (30°-60°)	879.2	22.3	B1/1000		
BH (60°-80°)	482.0	12.2	B1/500		G0/660
BVH (80°-90°)	31.4	0.8			G1/100
UL (90°-100°)	18.1	0.5		U2/50	
UH (100°-180°)	793.4	20.1		U4/1000	

**BUG Rating: B1-U4-G1**

Type V Short





REPORT NUMBER: P833217

CATALOG NUMBER: TTN-D1-740-U-WQ-SG-UPL3

**CANDELA DISTRIBUTION (FULL):**

	0°	5°	15°	25°	35°	45°	55°	65°	75°	85°	90°
0°	318.1	318.1	318.1	318.1	318.1	318.1	318.1	318.1	318.1	318.1	318.1
2.5°	318.1	318.1	318.1	318.1	318.1	318.1	318.1	318.1	318.1	318.1	318.1
5°	320.9	320.9	318.1	320.9	320.9	320.9	320.9	320.9	320.9	320.9	320.9
7.5°	320.9	320.9	320.9	323.6	323.6	323.6	323.6	320.9	320.9	320.9	320.9
10°	326.4	326.4	326.4	326.4	326.4	326.4	326.4	326.4	326.4	326.4	326.4
12.5°	334.7	334.7	334.7	334.7	334.7	334.7	334.7	334.7	334.7	334.7	334.7
15°	348.5	348.5	348.5	348.5	351.3	351.3	351.3	348.5	348.5	348.5	348.5
17.5°	365.1	365.1	367.9	367.9	370.7	370.7	370.7	367.9	365.1	367.9	365.1
20°	390.0	390.0	390.0	392.8	395.6	395.6	395.6	390.0	390.0	390.0	390.0
22.5°	417.7	417.7	417.7	420.5	423.2	423.2	423.2	417.7	417.7	417.7	417.7
25°	450.9	450.9	450.9	453.7	456.4	459.2	459.2	453.7	450.9	450.9	448.1
27.5°	484.1	484.1	489.6	492.4	495.2	495.2	495.2	489.6	486.9	486.9	486.9
30°	522.8	522.8	528.4	531.1	536.6	536.6	536.6	528.4	525.6	522.8	522.8
32.5°	558.8	561.5	567.1	572.6	578.1	578.1	580.9	569.8	564.3	561.5	561.5
35°	597.5	600.3	605.8	614.1	619.6	622.4	625.2	614.1	605.8	603.0	603.0
37.5°	641.8	644.5	652.8	661.1	672.2	677.7	680.5	663.9	650.1	644.5	644.5
40°	691.6	694.3	702.6	713.7	724.8	730.3	733.1	716.5	702.6	697.1	694.3
42.5°	733.1	738.6	746.9	763.5	774.5	782.8	782.8	763.5	746.9	738.6	738.6
45°	771.8	777.3	791.1	807.7	824.3	832.6	829.9	810.5	791.1	780.1	777.3
47.5°	802.2	807.7	824.3	843.7	865.8	874.1	871.4	849.2	824.3	810.5	807.7
50°	818.8	821.6	840.9	868.6	890.7	899.0	893.5	871.4	843.7	824.3	821.6
52.5°	816.0	818.8	840.9	871.4	896.3	904.6	896.3	871.4	843.7	821.6	818.8
55°	799.4	802.2	824.3	857.5	882.4	890.7	882.4	857.5	827.1	805.0	802.2
57.5°	769.0	771.8	793.9	827.1	854.8	863.1	852.0	824.3	793.9	771.8	771.8
60°	724.8	727.5	749.7	785.6	810.5	818.8	805.0	782.8	752.4	727.5	724.8
62.5°	666.7	666.7	691.6	727.5	749.7	760.7	746.9	722.0	694.3	666.7	669.4
65°	597.5	594.7	619.6	652.8	677.7	686.0	672.2	650.1	622.4	597.5	597.5
67.5°	525.6	525.6	544.9	572.6	594.7	603.0	589.2	569.8	547.7	525.6	525.6
70°	448.1	448.1	462.0	489.6	509.0	514.5	506.2	486.9	467.5	448.1	448.1
72.5°	370.7	367.9	381.7	403.9	420.5	426.0	417.7	406.6	384.5	370.7	370.7
75°	293.2	290.5	298.8	318.1	331.9	337.5	329.2	320.9	304.3	293.2	293.2
77.5°	218.5	215.8	224.1	240.7	249.0	251.7	246.2	240.7	226.8	218.5	218.5
80°	149.4	146.6	152.1	163.2	171.5	171.5	168.7	166.0	154.9	149.4	152.1
82.5°	88.5	85.8	91.3	99.6	105.1	102.4	102.4	99.6	91.3	88.5	88.5
85°	38.7	36.0	38.7	44.3	49.8	47.0	47.0	47.0	41.5	38.7	38.7
87.5°	5.5	5.5	5.5	8.3	11.1	8.3	8.3	8.3	5.5	5.5	5.5
90°	6.9	6.9	8.3	8.3	8.3	8.3	8.3	8.3	8.3	6.9	6.9
92.5°	6.9	6.9	6.9	9.7	11.1	9.7	11.1	8.3	8.3	6.9	6.9
95°	8.3	8.3	9.7	12.5	15.3	16.7	16.7	9.7	9.7	8.3	8.3
97.5°	11.1	12.5	12.5	15.3	25.0	45.8	27.8	13.9	13.9	12.5	11.1
100°	18.0	19.4	19.4	34.7	73.6	98.6	70.8	36.1	26.4	19.4	19.4
102.5°	58.3	61.1	75.0	112.5	166.6	151.3	127.7	120.8	83.3	66.6	63.9
105°	148.6	147.2	158.3	187.4	233.3	229.1	211.0	191.6	165.2	152.7	152.7
107.5°	195.8	195.8	205.5	230.5	265.2	309.6	313.8	248.5	218.0	204.1	202.7
110°	220.8	220.8	229.1	249.9	295.7	358.2	355.4	306.8	269.4	251.3	248.5



REPORT NUMBER: P833217  
 CATALOG NUMBER: TTN-D1-740-U-WQ-SG-UPL3

**CANDELA DISTRIBUTION (continued):**

	0°	5°	15°	25°	35°	45°	55°	65°	75°	85°	90°
112.5°	226.3	227.7	238.8	270.7	320.7	348.5	336.0	316.6	299.9	286.0	283.2
115°	234.6	234.6	247.1	277.7	305.5	316.6	302.7	287.4	276.3	270.7	273.5
117.5°	231.9	236.0	238.8	255.5	273.5	281.8	274.9	254.1	245.8	243.0	238.8
120°	215.2	215.2	218.0	226.3	236.0	240.2	237.4	223.5	216.6	215.2	212.4
122.5°	191.6	193.0	191.6	195.8	202.7	206.9	204.1	193.0	190.2	190.2	187.4
125°	168.0	168.0	166.6	169.4	173.6	172.2	173.6	168.0	166.6	166.6	165.2
127.5°	151.3	149.9	147.2	148.6	149.9	149.9	151.3	145.8	147.2	148.6	147.2
130°	134.7	134.7	131.9	131.9	131.9	129.1	131.9	129.1	130.5	131.9	133.3
132.5°	119.4	119.4	115.2	113.9	113.9	113.9	115.2	113.9	116.6	119.4	119.4
135°	106.9	106.9	102.7	104.1	104.1	102.7	104.1	102.7	105.5	106.9	106.9
137.5°	97.2	97.2	94.4	94.4	94.4	93.0	94.4	94.4	95.8	98.6	100.0
140°	88.9	88.9	87.5	87.5	86.1	87.5	87.5	87.5	88.9	90.2	90.2
142.5°	84.7	83.3	81.9	80.5	81.9	81.9	81.9	80.5	81.9	84.7	84.7
145°	77.8	77.8	76.4	76.4	76.4	77.8	76.4	76.4	77.8	77.8	79.1
147.5°	73.6	73.6	72.2	73.6	73.6	73.6	73.6	72.2	73.6	73.6	75.0
150°	72.2	70.8	69.4	70.8	70.8	69.4	69.4	69.4	69.4	70.8	70.8
152.5°	68.0	68.0	66.6	68.0	66.6	66.6	66.6	66.6	66.6	68.0	69.4
155°	65.3	65.3	63.9	65.3	65.3	65.3	65.3	65.3	65.3	65.3	65.3
157.5°	62.5	63.9	62.5	62.5	62.5	62.5	62.5	62.5	62.5	63.9	63.9
160°	61.1	61.1	61.1	61.1	59.7	59.7	59.7	61.1	61.1	61.1	62.5
162.5°	59.7	59.7	59.7	59.7	58.3	58.3	58.3	58.3	59.7	59.7	61.1
165°	59.7	58.3	58.3	58.3	56.9	56.9	56.9	56.9	58.3	59.7	58.3
167.5°	56.9	56.9	56.9	56.9	56.9	55.5	55.5	56.9	56.9	56.9	58.3
170°	56.9	56.9	55.5	55.5	55.5	55.5	55.5	55.5	55.5	55.5	56.9
172.5°	56.9	56.9	56.9	56.9	55.5	55.5	55.5	55.5	55.5	56.9	56.9
175°	56.9	56.9	56.9	56.9	55.5	55.5	55.5	56.9	56.9	56.9	55.5
177.5°	56.9	56.9	56.9	56.9	55.5	56.9	56.9	56.9	56.9	56.9	56.9
180°	56.9	56.9	56.9	56.9	56.9	56.9	56.9	56.9	56.9	56.9	56.9



Cooper Lighting Solutions Photometric Lab  
1121 Highway 74 South  
Peachtree City, GA 30269



LM-79-2019: Approved Method: Electrical and Photometric Measurements of Solid-State Lighting Products

Report Prepared for

Cooper Lighting Solutions

MCGRAW EDISON

Report Number: SP1-2411-284-2

Test Date: 11/20/2024

Luminaire Tested: TTN-D0-740-U-WQ

Data in this report applies to TT and TTN families of products

**Test Information**

Test Method: LM-79-2019  
 Report Number: SP1-2411-284-2  
 Test Lab: COOPER LIGHTING SOLUTIONS  
 Photometer: SP1 - 76IN SPHERE  
 Measurement Geometry: 4π  
 Issue Date: 11/20/2024  
 Manufacturer: COOPER LIGHTING SOLUTIONS  
 Product Line: MCGRAW EDISON  
 Catalog Number: **TTN-D0-740-U-WQ**  
 Description: TOPTIER NANO LED PARKING GARAGE LUMINAIRE. 4000K, 70 CRI LEDS AND WIDE DISTRIBUTION

**Spectral Parameters**

CCT (K): 3863  
 CIE u': 0.2247  
 CIE v': 0.5111  
 Duv: 0.0055  
 CIE x: 0.3911  
 CIE y: 0.3954  
 CIE z: 0.2136  
 Peak Wavelength (nm): 448  
 Dominant Wavelength (nm): 577  
 Purity: 36.03443  
 Rf: 74.7  
 Rg: 95.4

CRI (Ra):	71.9		
R1:	69.4	R9:	-23.5
R2:	76.9	R10:	45.4
R3:	83.3	R11:	68.7
R4:	72.7	R12:	38.7
R5:	68.4	R13:	70.0
R6:	67.5	R14:	90.3
R7:	82.0	R15:	62.1
R8:	55.3		



**Test Conditions**

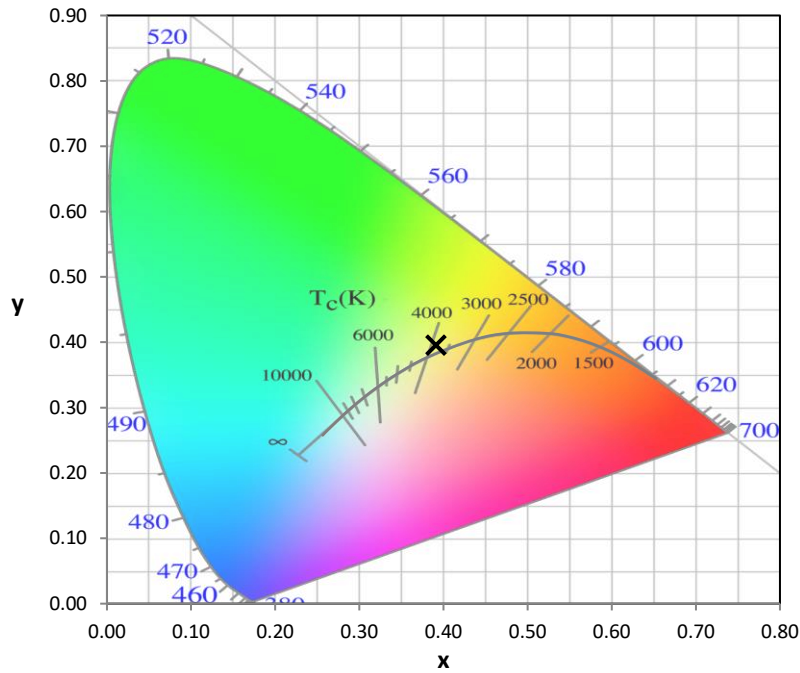
Stabilization Time: 37M  
 Operation Time: 1H 37M  
 Sphere Temperature (°C): 25.0

REPORT NUMBER: SP1-2411-284-2

Measurement and Test Equipment			
Instrument	Identification Number	Calibration Date	Calibration Due Date
Photometer	IN0058	6/18/2024	12/18/2024
Power Meter	INXT2011004	2/8/2024	2/8/2025
AC Power Source	IN0063	10/22/2024	10/22/2025
DC Power Source	IN0208	10/22/2024	10/22/2025
Sphere Thermometer	IN0085	10/22/2024	10/22/2025
Room Thermometer	IN0046	10/22/2024	10/22/2025

REPORT NUMBER: SP1-2411-284-2

**CIE 1931 Chromaticity Diagram**



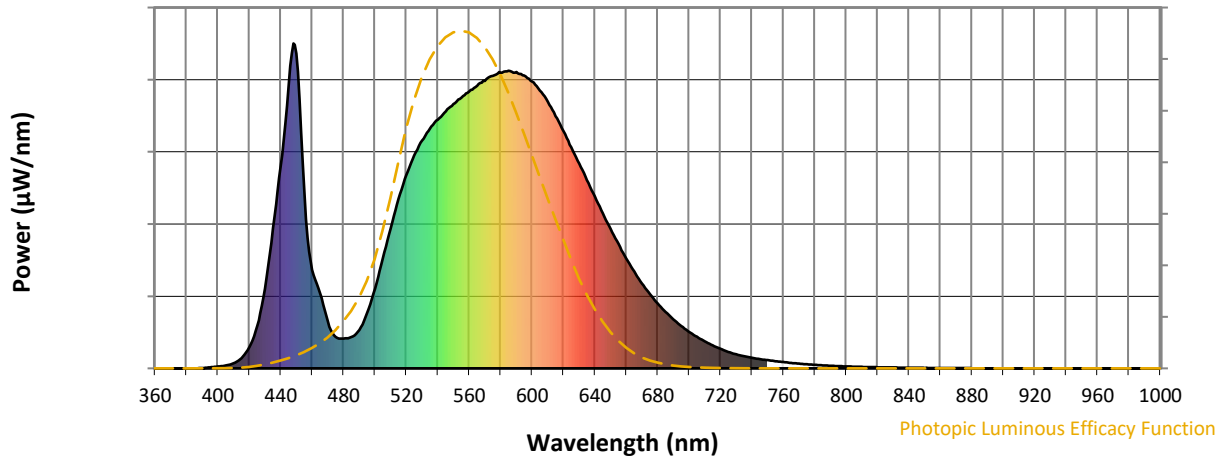
**CIE 1931 Chromaticity Diagram with 2017 ANSI 7-Step and 4-Step Quadrangles**



Point lies inside the ANSI 4000K 7-step quadrangle

REPORT NUMBER: SP1-2411-284-2

**Photopic Flux vs. Wavelength**

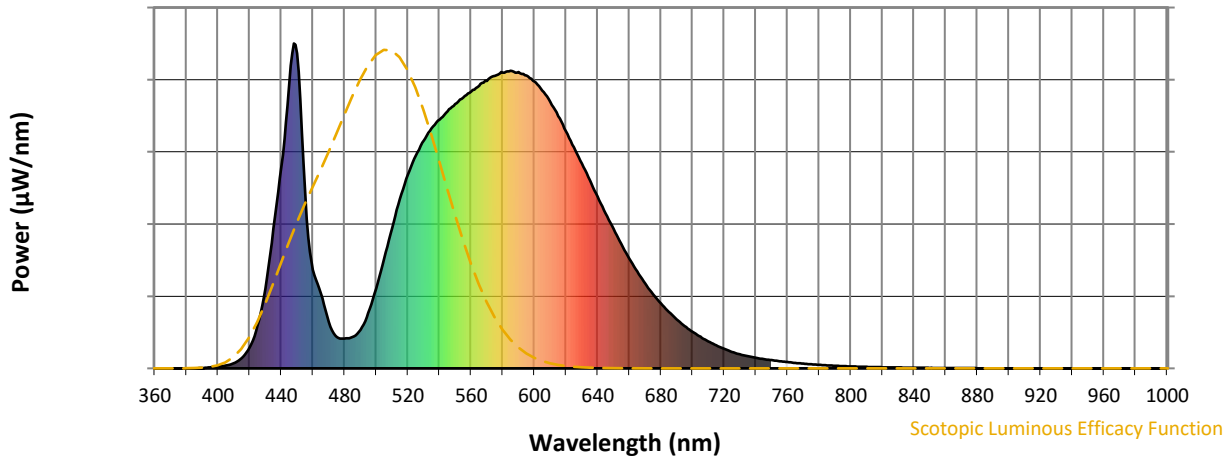


**Photopic Lumens: NR**

λ (nm)	Power W <sup>^</sup> /nm	Lumens (φ/nm)	λ (nm)	Power W <sup>^</sup> /nm	Lumens (φ/nm)	λ (nm)	Power W <sup>^</sup> /nm	Lumens (φ/nm)	λ (nm)	Power W <sup>^</sup> /nm	Lumens (φ/nm)	λ (nm)	Power W <sup>^</sup> /nm	Lumens (φ/nm)
360	0	NR	490	118	NR	620	730	NR	750	25	NR	880	1	NR
365	0	NR	495	170	NR	625	680	NR	755	22	NR	885	0	NR
370	0	NR	500	245	NR	630	630	NR	760	19	NR	890	0	NR
375	0	NR	505	338	NR	635	579	NR	765	17	NR	895	0	NR
380	0	NR	510	431	NR	640	529	NR	770	14	NR	900	0	NR
385	0	NR	515	521	NR	645	477	NR	775	13	NR	905	0	NR
390	1	NR	520	596	NR	650	429	NR	780	11	NR	910	0	NR
395	3	NR	525	655	NR	655	383	NR	785	9	NR	915	0	NR
400	6	NR	530	701	NR	660	338	NR	790	8	NR	920	0	NR
405	9	NR	535	739	NR	665	298	NR	795	7	NR	925	0	NR
410	16	NR	540	766	NR	670	261	NR	800	6	NR	930	0	NR
415	32	NR	545	791	NR	675	228	NR	805	5	NR	935	0	NR
420	65	NR	550	813	NR	680	200	NR	810	5	NR	940	0	NR
425	131	NR	555	833	NR	685	173	NR	815	4	NR	945	0	NR
430	245	NR	560	852	NR	690	151	NR	820	3	NR	950	0	NR
435	432	NR	565	870	NR	695	130	NR	825	3	NR	955	0	NR
440	622	NR	570	885	NR	700	112	NR	830	3	NR	960	0	NR
445	870	NR	575	900	NR	705	97	NR	835	2	NR	965	0	NR
450	969	NR	580	911	NR	710	83	NR	840	2	NR	970	0	NR
455	544	NR	585	916	NR	715	71	NR	845	2	NR	975	0	NR
460	304	NR	590	912	NR	720	60	NR	850	1	NR	980	0	NR
465	231	NR	595	901	NR	725	51	NR	855	1	NR	985	0	NR
470	142	NR	600	882	NR	730	43	NR	860	1	NR	990	0	NR
475	96	NR	605	855	NR	735	37	NR	865	1	NR	995	0	NR
480	92	NR	610	820	NR	740	32	NR	870	1	NR	1000	0	NR
485	96	NR	615	776	NR	745	29	NR	875	1	NR			

REPORT NUMBER: SP1-2411-284-2

**Scotopic Flux vs. Wavelength**



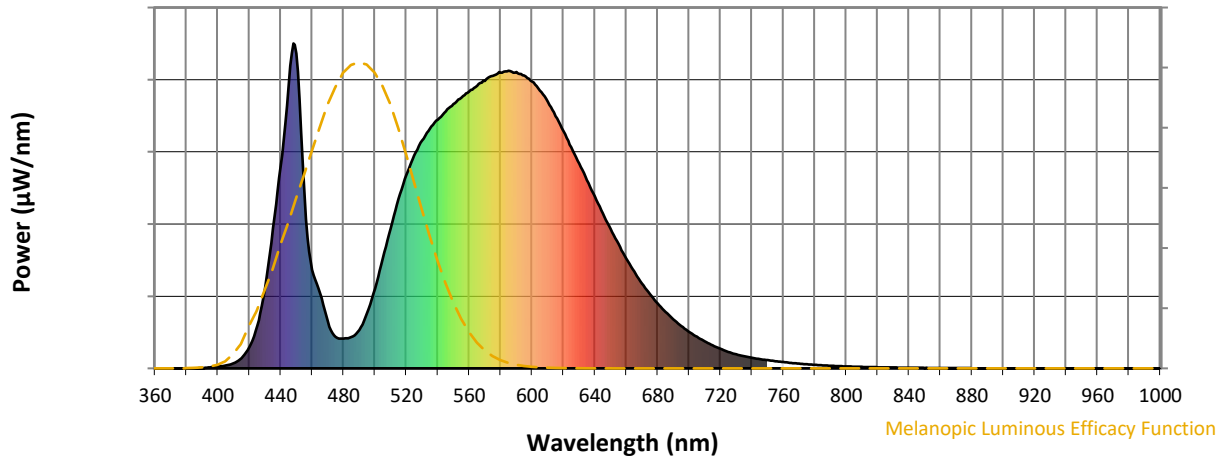
**Scotopic Lumens: NR**

**S/P: 1.45**

λ (nm)	Power W <sup>^</sup> /nm	Lumens (φ/nm)	λ (nm)	Power W <sup>^</sup> /nm	Lumens (φ/nm)	λ (nm)	Power W <sup>^</sup> /nm	Lumens (φ/nm)	λ (nm)	Power W <sup>^</sup> /nm	Lumens (φ/nm)	λ (nm)	Power W <sup>^</sup> /nm	Lumens (φ/nm)
360	0	NR	490	118	NR	620	730	NR	750	25	NR	880	1	NR
365	0	NR	495	170	NR	625	680	NR	755	22	NR	885	0	NR
370	0	NR	500	245	NR	630	630	NR	760	19	NR	890	0	NR
375	0	NR	505	338	NR	635	579	NR	765	17	NR	895	0	NR
380	0	NR	510	431	NR	640	529	NR	770	14	NR	900	0	NR
385	0	NR	515	521	NR	645	477	NR	775	13	NR	905	0	NR
390	1	NR	520	596	NR	650	429	NR	780	11	NR	910	0	NR
395	3	NR	525	655	NR	655	383	NR	785	9	NR	915	0	NR
400	6	NR	530	701	NR	660	338	NR	790	8	NR	920	0	NR
405	9	NR	535	739	NR	665	298	NR	795	7	NR	925	0	NR
410	16	NR	540	766	NR	670	261	NR	800	6	NR	930	0	NR
415	32	NR	545	791	NR	675	228	NR	805	5	NR	935	0	NR
420	65	NR	550	813	NR	680	200	NR	810	5	NR	940	0	NR
425	131	NR	555	833	NR	685	173	NR	815	4	NR	945	0	NR
430	245	NR	560	852	NR	690	151	NR	820	3	NR	950	0	NR
435	432	NR	565	870	NR	695	130	NR	825	3	NR	955	0	NR
440	622	NR	570	885	NR	700	112	NR	830	3	NR	960	0	NR
445	870	NR	575	900	NR	705	97	NR	835	2	NR	965	0	NR
450	969	NR	580	911	NR	710	83	NR	840	2	NR	970	0	NR
455	544	NR	585	916	NR	715	71	NR	845	2	NR	975	0	NR
460	304	NR	590	912	NR	720	60	NR	850	1	NR	980	0	NR
465	231	NR	595	901	NR	725	51	NR	855	1	NR	985	0	NR
470	142	NR	600	882	NR	730	43	NR	860	1	NR	990	0	NR
475	96	NR	605	855	NR	735	37	NR	865	1	NR	995	0	NR
480	92	NR	610	820	NR	740	32	NR	870	1	NR	1000	0	NR
485	96	NR	615	776	NR	745	29	NR	875	1	NR			

REPORT NUMBER: SP1-2411-284-2

**Melanopic Flux vs. Wavelength**



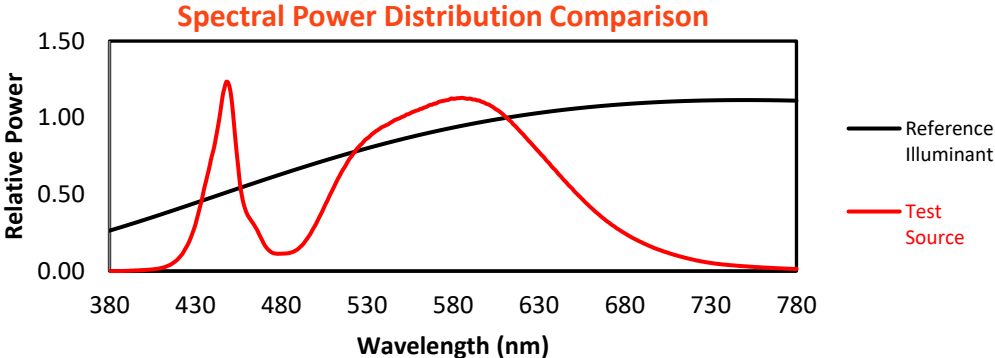
**Melanopic Lumens: NR**

**M/P: 2.72**

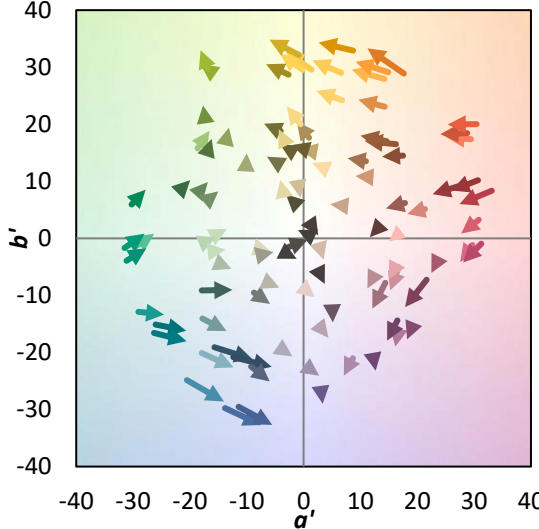
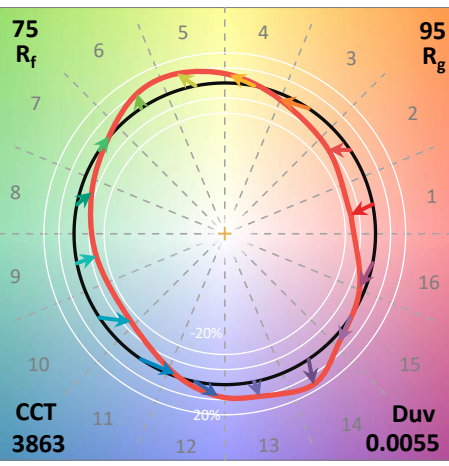
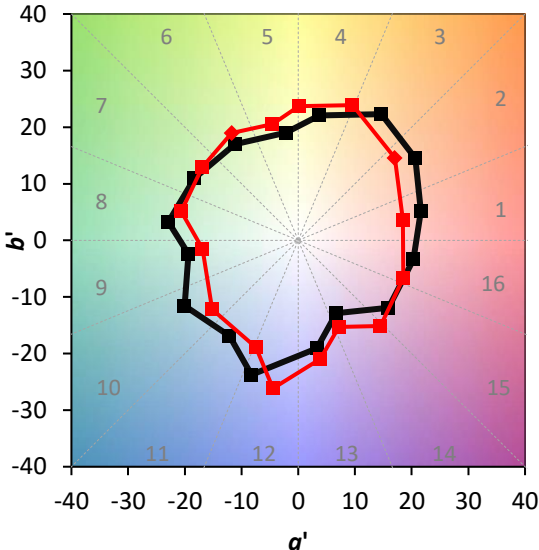
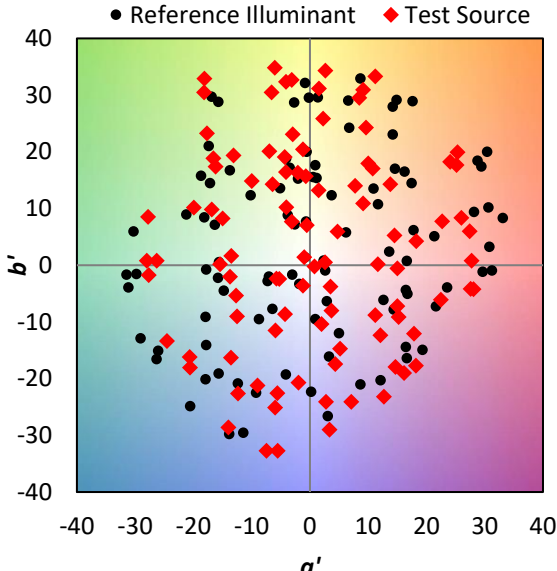
λ (nm)	Power W <sup>^</sup> /nm	Lumens (φ/nm)	λ (nm)	Power W <sup>^</sup> /nm	Lumens (φ/nm)	λ (nm)	Power W <sup>^</sup> /nm	Lumens (φ/nm)	λ (nm)	Power W <sup>^</sup> /nm	Lumens (φ/nm)	λ (nm)	Power W <sup>^</sup> /nm	Lumens (φ/nm)
360	0	NR	490	118	NR	620	730	NR	750	25	NR	880	1	NR
365	0	NR	495	170	NR	625	680	NR	755	22	NR	885	0	NR
370	0	NR	500	245	NR	630	630	NR	760	19	NR	890	0	NR
375	0	NR	505	338	NR	635	579	NR	765	17	NR	895	0	NR
380	0	NR	510	431	NR	640	529	NR	770	14	NR	900	0	NR
385	0	NR	515	521	NR	645	477	NR	775	13	NR	905	0	NR
390	1	NR	520	596	NR	650	429	NR	780	11	NR	910	0	NR
395	3	NR	525	655	NR	655	383	NR	785	9	NR	915	0	NR
400	6	NR	530	701	NR	660	338	NR	790	8	NR	920	0	NR
405	9	NR	535	739	NR	665	298	NR	795	7	NR	925	0	NR
410	16	NR	540	766	NR	670	261	NR	800	6	NR	930	0	NR
415	32	NR	545	791	NR	675	228	NR	805	5	NR	935	0	NR
420	65	NR	550	813	NR	680	200	NR	810	5	NR	940	0	NR
425	131	NR	555	833	NR	685	173	NR	815	4	NR	945	0	NR
430	245	NR	560	852	NR	690	151	NR	820	3	NR	950	0	NR
435	432	NR	565	870	NR	695	130	NR	825	3	NR	955	0	NR
440	622	NR	570	885	NR	700	112	NR	830	3	NR	960	0	NR
445	870	NR	575	900	NR	705	97	NR	835	2	NR	965	0	NR
450	969	NR	580	911	NR	710	83	NR	840	2	NR	970	0	NR
455	544	NR	585	916	NR	715	71	NR	845	2	NR	975	0	NR
460	304	NR	590	912	NR	720	60	NR	850	1	NR	980	0	NR
465	231	NR	595	901	NR	725	51	NR	855	1	NR	985	0	NR
470	142	NR	600	882	NR	730	43	NR	860	1	NR	990	0	NR
475	96	NR	605	855	NR	735	37	NR	865	1	NR	995	0	NR
480	92	NR	610	820	NR	740	32	NR	870	1	NR	1000	0	NR
485	96	NR	615	776	NR	745	29	NR	875	1	NR			

**Summary**

$R_f = 74.7$   
 $R_g = 95.4$   
 $CIE R_a = 71.9$   
 $R_g = -23.5$



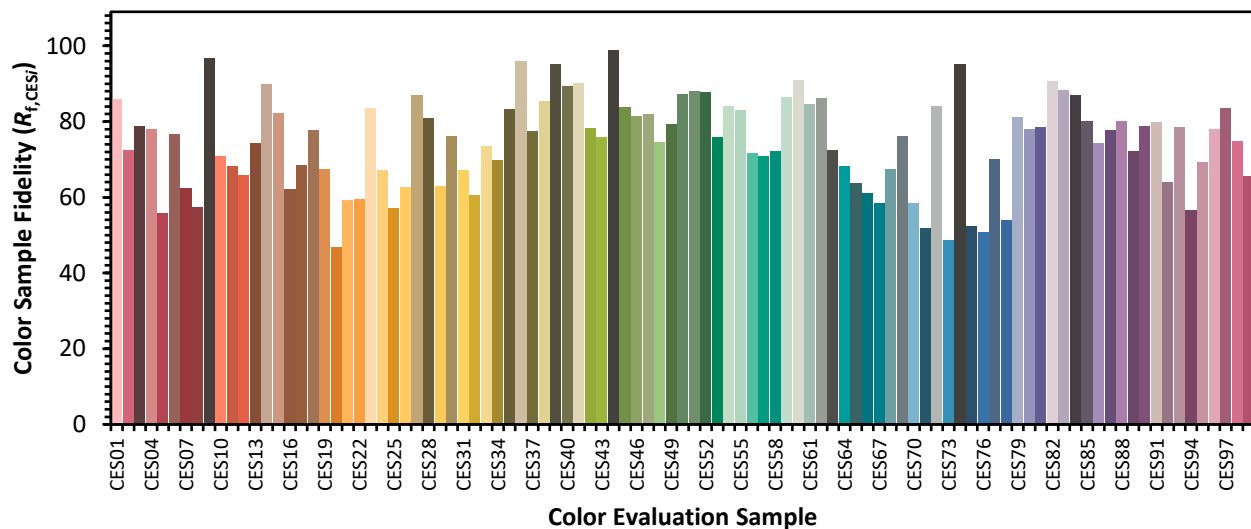
**Color Vector Graphics**





Individual Sample Fidelity Index ( $R_{f,i}$ )

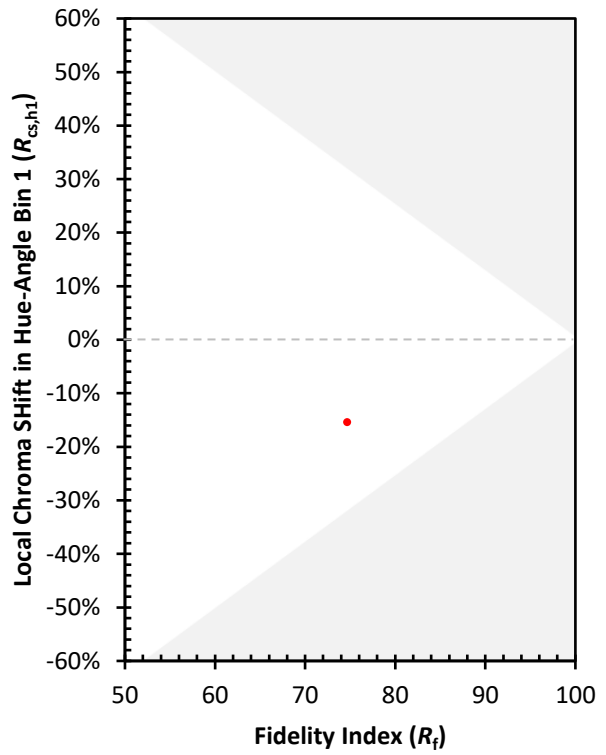
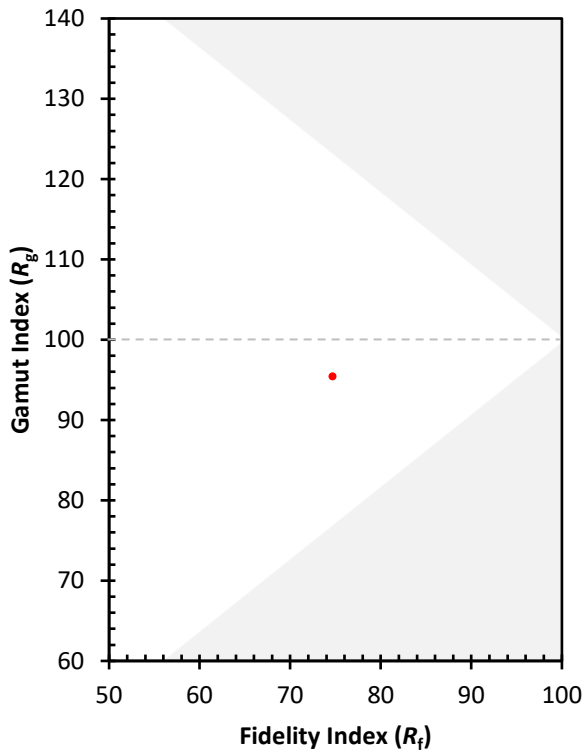
CES01 = 85	CES26 = 63	CES51 = 88	CES76 = 51
CES02 = 61	CES27 = 87	CES52 = 88	CES77 = 70
CES03 = 30	CES28 = 81	CES53 = 76	CES78 = 54
CES04 = 70	CES29 = 63	CES54 = 84	CES79 = 81
CES05 = 47	CES30 = 76	CES55 = 83	CES80 = 78
CES06 = 50	CES31 = 67	CES56 = 72	CES81 = 79
CES07 = 40	CES32 = 61	CES57 = 71	CES82 = 91
CES08 = 39	CES33 = 73	CES58 = 72	CES83 = 88
CES09 = 29	CES34 = 70	CES59 = 86	CES84 = 87
CES10 = 74	CES35 = 83	CES60 = 91	CES85 = 80
CES11 = 57	CES36 = 96	CES61 = 85	CES86 = 74
CES12 = 63	CES37 = 77	CES62 = 86	CES87 = 78
CES13 = 42	CES38 = 85	CES63 = 72	CES88 = 80
CES14 = 74	CES39 = 95	CES64 = 68	CES89 = 72
CES15 = 71	CES40 = 89	CES65 = 64	CES90 = 79
CES16 = 46	CES41 = 90	CES66 = 61	CES91 = 80
CES17 = 49	CES42 = 78	CES67 = 58	CES92 = 64
CES18 = 56	CES43 = 76	CES68 = 67	CES93 = 78
CES19 = 71	CES44 = 99	CES69 = 76	CES94 = 57
CES20 = 65	CES45 = 84	CES70 = 58	CES95 = 69
CES21 = 86	CES46 = 81	CES71 = 52	CES96 = 78
CES22 = 78	CES47 = 82	CES72 = 84	CES97 = 84
CES23 = 92	CES48 = 75	CES73 = 49	CES98 = 75
CES24 = 91	CES49 = 79	CES74 = 95	CES99 = 66
CES25 = 72	CES50 = 87	CES75 = 52	



Color Rendition by Hue-Angle Bin



Measure Comparisons



(END OF REPORT)